



PET Listening Part 1 – Teacher’s Notes

Description

Students work through a sample task, focussing on how they can prepare for each question and discussing the role of the distractor options. After completing the task, the activity focuses on the language used to indicate why the answer is right.

Time required: 60 minutes

Materials required:

- Sample Task
- Tapescript
- Recording of Sample Task (PET Listening Test 1 Part 1 Recording available at <https://www.teachers.cambridgeesol.org/ts/exams/generalenglish/pet>)
- Student’s Worksheet
- 2 different colour pens
- Follow-up activity (optional)

Aims:

- to introduce Part 1 of the Listening paper
- to raise awareness of distractors in this type of question and the range of language used
- to familiarise students with the types of dialogues used.
- to practise a Part 1

Procedure

1. Explain that in Part 1 there are seven short listening texts, with one question and three images for each listening text. Tell students they may hear monologues or dialogues and concept check the difference (**how many people speak?**) and explain that the situations are all daily life.
2. Hand out the **sample task**. Ask students to look at the example images. Elicit what they can see in the pictures (*a camera on some steps, a camera in a pocket and a camera on a water fountain*). Direct students to the example question and elicit what the situation is (*a man has left his camera somewhere*).
3. Put students into pairs to look at the rest of the questions and images and to discuss with a partner what they think the situation might be and what they can see in each picture. Whole class feedback, noting any new vocabulary on the board.
4. Play or read out the tapescript for the first question. Ask a volunteer student what they heard: how many people are speaking (2), what the situation is (*woman talking to her husband about the post and the husband’s reaction*) and how many of the images were mentioned (*all of them – postcard, letters and a parcel*).



5. Explain that the skill being tested is listening for specific information. To make it more difficult, the key words in all of the images may be in the listening text as distractors. Explain that a distractor is something in the test which might lead you to choose the wrong answer and that they are used to make sure you listen carefully. In Part 1 you have to listen carefully right until the end to be able to choose the right answer.
6. Read or play question 1 again and elicit the correct answer and why it is the correct answer (the woman says the letters and postcard are '*all for you*'. The man replies with '*Is that all?*', which implies he is hoping for more, and says '*I'm waiting for a parcel*', which shows that the parcel hasn't arrived yet).
7. Explain that the students are now going to answer the rest of Part 1. Tell them to indicate the correct answer by ticking the box beneath the image on the question paper while they listen. The first time they listen, they should aim for a general understanding of the text and an idea of the answer. The second time they listen, they should check their answer. Remind students that they answer on the question paper during the test and at the end they fill in the right box on the answer sheet.
8. Play the recording through once. Students check in pairs. Play the recording again. Whole class check.
9. Hand out the **tapescript**. Ask students to read through and underline the sections of the text which gives the answer in one colour and the sections of the text which refer to the distractors in another colour. Remind students of the first dialogue together as an example (answer in bold; distraction in italics):

Woman: Here we are John, lots of post for you today. **These letters are all for you, and there's a postcard, too.**

Man: Oh, *is that all? I'm waiting for a parcel from Canada.*

Point out that the distractors are not all indicated with a negative statement, e.g. using "not" or "no". There is a range of language which candidates have to understand to identify whether something that's mentioned in the answer or not.

10. When students have finished, ask them to compare their answers in pairs. Then give out **Student's worksheet 1**. The pairs should find at least one example in the tapescript of the different language used to rule out the distractors.
11. Check answers with the whole class (see key below).

Suggested follow-up activities

1. Hand out the **follow-up activity**. You could help the class to write an example dialogue on the board for the first question or roleplay the example dialogue given on the worksheet to demonstrate the activity.
2. Students complete both parts of the follow-up activity.
3. Students compare their dialogues from the follow-up activity with the tapescript to see if any of the ideas are the same.



PET Listening Part 1 – Answer Keys

Key to Procedure step 9

(Answer in bold, distraction in italics)

Rubric 1: What does the man receive in the post?

Woman: Here we are John, lots of post for you today. **These letters are all for you, and there's a postcard**, too.

Man: Oh, *is that all?* I'm waiting for a parcel from Canada.

Rubric 2: What did the man buy?

Man: I got most of the shopping. **I got the last loaf of bread and some milk**, but I'm afraid there weren't any newspapers left.

Woman: But what about *the stamps*?

Man: Ah... *I forgot.* I'll go back for them.

Woman: Oh don't worry, I'll go.

Rubric 3: How can people travel today?

Man: (forecaster) ...and last night's heavy snow storm has made all *main roads* in the area *too dangerous to use*. **However**, the **trains** are still **working normally**. But, the airport is closed until tomorrow morning and all *ferries* are *cancelled*.

Rubric 4: What is the date of the wedding anniversary?

Woman: It's Tom and Paula's *25th* wedding anniversary this weekend. The **actual day is the 26th**, but they're having the *party on the Saturday*, which is the *24th*, but what's a couple of days after all those years?

Man: Paula looks so young but I suppose she was quite young when *she married*?

Woman: Paula? *She was 24.*

Rubric 5: What musical instruments does the family have now?

Woman: Does Marianne still play the **piano**?

Man: Yes, **she's got it in her room**. It's Bob I'm worried about, he really *wants to play the drums*. If he wants to be a pop star the guitar *would be OK*, but we've said *drums are just too noisy*. And to think **we spent all that money on a flute and he's hardly used it**.

Rubric 6: What's the weather like in the mountains?

Man: ...and I can see the leading cyclists coming towards me now. They



look extremely *hot* and tired. Even *without snow* to make things dangerous, it's hard work cycling in these mountains. But the **cloudy sky** means **weather conditions here today are perfect** for racing.

- Rubric 7:* *How did the woman learn about the fire?*
- Woman:** Have you heard? There's been a fire in the old paper factory.
- Man:** Are you sure? There's *nothing in the newspaper* about it.
- Woman:** I just **saw it on the 6 o'clock news**. *Turn on the radio* and you *might* hear something about it there.
- Man:** I'll phone Bob. He always knows what's going on.

Key to Student's Worksheet

Area of language	Example from the tapescript
fixed phrase	<i>is that all?</i> <i>I'm afraid...</i>
modal verb	<i>Turn on the radio and you might hear something</i>
vocabulary	<i>I'm waiting for...</i> <i>I forgot.</i> <i>main roads...too dangerous to use</i> <i>ferries are cancelled</i> <i>hot</i> <i>the actual day is the 26th</i>
adverbial expression	<i>too noisy</i> <i>the trains are still working normally (also aspect)</i>
negative expression	<i>not any...left</i> <i>nothing in the newspaper</i>
preposition	<i>without snow</i>
verb tense or aspect	<i>she was 24</i> <i>we spent all that money on a flute and he's hardly used it</i> <i>I just saw it on the ... news</i>
conditional sentence	<i>If he wants to be a pop star the guitar would be ok</i>

© UCLES 2008. This material may be photocopied (without alteration) and distributed for classroom use provided no charge is made. It may not otherwise be altered, photocopied, reproduced, distributed, published, recorded, made available on another website, or otherwise transmitted by any means without the prior written permission of University of Cambridge ESOL Examinations.



Key to Sample Task

1	C	2	A	3	B	
4	C	5	A	6	C	7 B



PET Listening Part 1 – Student’s Worksheet 1

Look at the areas of language below, and the words and phrases you underlined in the tapescript which show why the answer is right and two of the options are wrong. Find at least one example word or phrase for each area of language.

There is an example done for you.

Area of language	Example from the tapescript
fixed phrase	<i>is that all?</i>
modal verb	
vocabulary	<i>I'm waiting for...</i>
adverbial expression	
negative expression	
preposition	
verb tense or aspect	
conditional sentence	



PET Listening Part 1 – Follow-up activity

1. Look at the sample Part 1 with your partner. For each question, work with your partner to create a short dialogue between two people that will give one of the pictures as an answer. You could include the other images as part of the conversation as distractors. Write down your dialogues.

This is an example dialogue for the example question on the sample paper.

Example:

Man: I've lost my camera

Policeman: When did you last have it?

Man: I remember putting it in my pocket as I left my hotel this morning, and then I went to the museum and I think I probably lost it there

Policeman: Do you know where at the museum?

Man: It might be on the steps at the entrance or it might be on the water fountain

Policeman: A camera was found on the entrance steps – is this it?

Man: Oh yes thank you

2. Work with another pair of students to form a group of four. Take turns to read your dialogues to the other pair in random order. See if the other pair can match the dialogue to the question and choose the correct picture.



PET Listening Part 1 – Tapescript

Rubric 1: What does the man receive in the post?

Woman: Here we are John, lots of post for you today. These letters are all for you, and there's a postcard, too.

Man: Oh, is that all? I'm waiting for a parcel from Canada.

Rubric 2: What did the man buy?

Man: I got most of the shopping. I got the last loaf of bread and some milk, but I'm afraid there weren't any newspapers left.

Woman: But what about the stamps?

Man: Ah... I forgot. I'll go back for them.

Woman: Oh don't worry, I'll go.

Rubric 3: How can people travel today?

Man: (forecaster) ...and last night's heavy snow storm has made all main roads in the area too dangerous to use. However, the trains are still working normally. But, the airport is closed until tomorrow morning and all ferries are cancelled.

Rubric 4: What is the date of the wedding anniversary?

Woman: It's Tom and Paula's 25th wedding anniversary this weekend. The actual day is the 26th, but they're having the party on the Saturday, which is the 24th, but what's a couple of days after all those years?

Man: Paula looks so young but I suppose she was quite young when she married?

Woman: Paula? She was 24.

Rubric 5: What musical instruments does the family have now?

Woman: Does Marianne still play the piano?

Man: Yes, she's got it in her room. It's Bob I'm worried about, he really wants to play the drums. If he wants to be a pop star the guitar would be OK, but we've said drums are just too noisy. And to think we spent all that money on a flute and he's hardly used it.

Rubric 6: What's the weather like in the mountains?

Man: ...and I can see the leading cyclists coming towards me now. They look



extremely hot and tired. Even without snow to make things dangerous, it's hard work cycling in these mountains. But the cloudy sky means weather conditions here today are perfect for racing.

Rubric 7:

How did the woman learn about the fire?

Woman:

Have you heard? There's been a fire in the old paper factory.

Man:

Are you sure? There's nothing in the newspaper about it.

Woman:

I just saw it on the 6 o'clock news. Turn on the radio and you might hear something about it there.

Man:

I'll phone Bob. He always knows what's going on.

PET Listening Part 1 – Sample Task

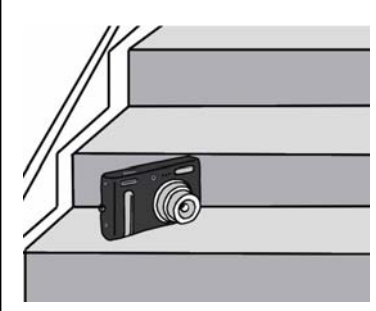


Questions 1-7

There are seven questions in this part.

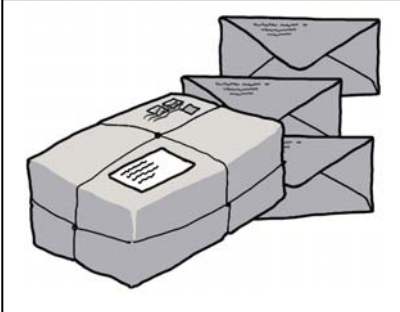


For each question there are three pictures and a short recording.

Choose the correct picture and put a tick (✓) in the box below it.

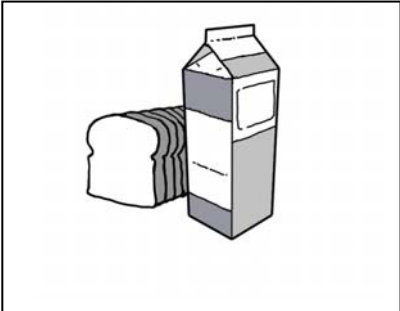

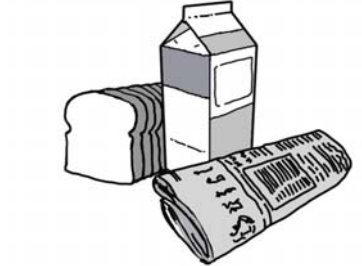
Example: Where did the man leave his camera?

		
A <input checked="" type="checkbox"/>	B <input type="checkbox"/>	C <input type="checkbox"/>


1 What does the man receive in the post?

		
A <input type="checkbox"/>	B <input type="checkbox"/>	C <input type="checkbox"/>

2 What did the man buy?

		
A <input type="checkbox"/>	B <input type="checkbox"/>	C <input type="checkbox"/>

3 How can people travel today?




A

B

C

4 What is the date of the wedding anniversary?



A

B

C

5 What musical instruments does the family have now?



A

B

C

6 What's the weather like in the mountains?




A

B

C

7 How did the woman learn about the fire?



A

B

C